



**G&G**

**INDUSTRIAL LIGHTING**



**LED LIGHTING CATALOG**

**STRONG.**

**SIMPLE.**

**COMPACT.**



**BRING LIGHT  
ANYWHERE**



A TYPICAL VAPORTIGHT PRODUCES **7 LUMENS PER CUBIC INCH**  
OUR PRODUCTS PRODUCE UP TO **210 LUMENS PER CUBIC INCH**

**OVER 30 TIMES** THE LUMEN DENSITY!!

# PRODUCTS



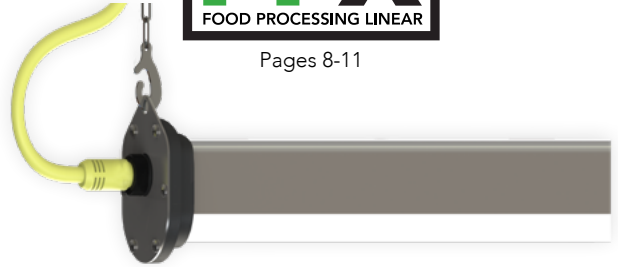
Pages 4-7



Industrial Harsh-Environment Linear.  
Low-Profile, High-Pressure Hose Down Rated.



Pages 8-11



Food Processing Linear. Up To 20,000 Lumens,  
High-Pressure Hose Down, NSF Rated.



Pages 12-15



IP66/67 Low-Profile, Vaporsealed  
Industrial LED Linear



Pages 16-19



Light Industrial Linear.  
Low-Profile, Driverless, Wet-Location Rated.



Pages 20-23



C1D2 & C2D2 Hazardous Location Rated Linear.  
Low Profile, High-Pressure Hose Down Rated.



Pages 24-27




Industrial Driverless LED Linear  
Low-Profile, Linkable for Harsh Environment





# WPX

HARSH ENVIRONMENT LINEAR



### Embedded Aluminum Heatsink

Provides Maximum Cooling for Quality, Consistency and Long Lifetimes

### Premium LED Components

Up to 12,000 Lumens and 140 Lumens per Watt

### Seamless Polymeric Exterior

IP68 / IP69K Ingress Protection and Extreme Chemical Resistance

### Quick-Connect Cabling

Secure Low-Voltage Connections for a Simple, Quick and Clean Installation

# APPLICATIONS

Carwash & Detail

Food Processing

Agriculture

Dairy - Poultry - Swine

Machine Lighting

Cold Storage

Marine

Conveyor Lighting

Service & Maintenance Areas





# INDUSTRIAL LIGHTING

T 800.285.6780 E sales@ggled.net

www.ggled.net



IP68  
IP69K  
CERTIFIED



## Low-Profile Linkable LED Linear Luminaire for Harsh Environments

### Product Features

#### Easy to Install Quick-Connect Cabling

Convenient push-and-click connectors and cabling make WPX Series fixtures easy to install and daisy chain

#### Embedded Aluminum Heatsink

Embedded aluminum heatsink provides ample cooling for a long lifetime and allows the fixture to operate in cold and hot weather environments

#### Superior Chemical & UV Resistance

Seamless polymeric outer shell provides IP68/IP69K ingress protection and is specialized for superior chemical resistance. An additional protective coating is available which integrates a UV inhibitor and UV blocker for outdoor applications.

Also Available in **Red**, **Blue**, **Green** or **Amber** Color

### Ordering Information

Product	Length	Lumen Output	Color Temp.	Dimming	Lens Diffusion	UV Protection	Through Wired
<b>WPX</b>							
	<b>2</b> 2-Foot	<b>SO</b> Standard Output 1000 Lumens/Ft	<b>50K</b> 5000 Kelvin	<b>Blank</b> (standard) No Dimming	<b>Blank</b> (standard) Chemical Resistant Clear Lens	<b>Blank</b> (standard) No Coating, Rated for Indoor Use	<b>Blank</b> (standard) Connectors on Input & Output for ability to Daisy Chain fixtures
	<b>4</b> 4-Foot	<b>HO</b> High Output 1500 Lumens/Ft	<b>40K</b> 4000 Kelvin	<b>DIM</b> 0-10V Dimming	<b>GC</b> (glare control) Chemical Resistant Lens with Added Diffusion Sheet	<b>UVO</b> Outdoor-Rated with UV-Blocking Coating	<b>SE</b> (Single-Ended) Connector on Input Only, No Daisy Chain, for Standalone Install
	<b>6</b> 6-Foot	<b>SHO*</b> Super High Output 2000 Lumens/Ft					
	<b>8</b> 8-Foot						

\*Available in 4' & 8' 50K CCT Only

### Power & Connection Accessories

Cable	Type	Length	Wire
WPX-JMP-1	Jumper	1ft / End-to-End	14 AWG SJOOW
WPX-JMP-2	Jumper	2ft	14 AWG SJOOW
WPX-JMP-4	Jumper	4ft	14 AWG SJOOW
WPX-JMP-8	Jumper	8ft	14 AWG SJOOW
WPX-JMP-12	Jumper	12ft	14 AWG SJOOW
WPX-JMP-16	Jumper	16ft	14 AWG SJOOW
WPX-JMP-20	Jumper	20ft	14 AWG SJOOW
WPX-LDR-8	Leader Cable	8ft	14 AWG SJOOW
WPX-LDR-25	Leader Cable	25ft	14 AWG SJOOW

Power Supply	Max Output	Enclosure	Voltage
WPX-PSU-80	80W	IP67	120-277 VAC
WPX-PSU-120	120W	IP67	120-277 VAC
WPX-PSU-240	240W	IP67	120-277 VAC
WPX-PSU-320	320W	IP67	120-277 VAC
WPX-PSU-480	480W	IP67	120-277 VAC
WPX-PSU-600	600W	IP67	120-277 VAC

Mounting Hardware	Description
WPX-MNT-NM	Non-Metalic Quick Latch
WPX-MNT-SS	Stainless Steel Bolt Latch



OUR PRODUCTS ARE  
**ENGINEERED  
 TESTED  
 MANUFACTURED  
 & SHIPPED**  
 FROM ONE FACILITY

# Low-Profile Linkable LED Linear Luminaire for Harsh Environments

## Product Specifications

### Construction & Materials

Convenient push-and-click connectors let you easily and rapidly install Leader Cables and Jumper Cables. Multiple cable lengths support a variety of layouts.

Integrated aluminum heat spreader.

Seamless copolyester outer shell provides IP68/IP69K ingress protection and is specialized for superior chemical resistance. Additional protective coating is available which integrates a UV inhibitor and UV blocker for outdoor applications.

All G&G luminaires and components (with the exception of our LED boards and drivers) are proudly manufactured and assembled in the USA.

### Electrical System

Power Factor: 0.9 nominal.

Input Power: Stays consistent over life.

Temperature Rating: Designed to operate in temperatures -40°C to 55°C.

Total Harmonic Distortion: < 20%

### Regulatory Qualifications

cULus listed

IP68/IP69K system

UL listed for wet locations

DLC Listed

NEMA 4X, NEMA 6P rated



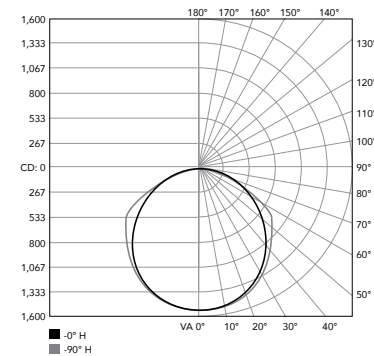
## Photometry

### WPX Series

Based on DTC Report Test #: 14404-T

Fixture photometry has been conducted by a NVLAP accredited testing laboratory in accordance with IESNA LM-79-08. IESNA LM-79-08 specifies the entire luminaire as the source resulting in a fixture efficiency of 100%.

### Polar Candela Distribution



### Zonal Lumen Summary

Zone	Luminaire
0-30	26.2%
0-40	43.2%
0-60	77.4%
0-90	98.5%
0-180	100%

## Lumen & Power Data

Length & Output	5000K		4000K		Fixture Watts	Fixtures Supported per Power Supply					
	Lumens	Lumens Per Watt	Lumens	Lumens Per Watt		PSU-80	PSU-120	PSU-240	PSU-320	PSU-480	PSU-600
WPX8 - SO	8,000 L	160 LPW	7,600 L	150 LPW	50 W	1	2	4	5	8	10
WPX6 - SO	6,000 L	160 LPW	5,700 L	150 LPW	37 W	2	3	6	7	9	10
WPX4 - SO	4,000 L	160 LPW	3,800 L	150 LPW	25 W	3	4	8	10	13	15
WPX2 - SO	2,000 L	160 LPW	1,900 L	150 LPW	12 W	6	8	14	20	22	22
WPX8 - HO	12,000 L	150 LPW	11,400 L	140 LPW	80 W	0	1	2	3	5	6
WPX6 - HO	9,000 L	150 LPW	8,550 L	140 LPW	60 W	1	1	3	4	7	8
WPX4 - HO	6,000 L	150 LPW	5,700 L	140 LPW	40 W	1	2	5	7	9	9
WPX2 - HO	3,000 L	150 LPW	2,850 L	140 LPW	20 W	3	4	9	13	16	16
WPX8 - SHO	16,000 L	140 LPW	-	-	115 W	0	1	1	2	3	4
WPX4 - SHO	8,000 L	140 LPW	-	-	58 W	1	2	3	5	7	8

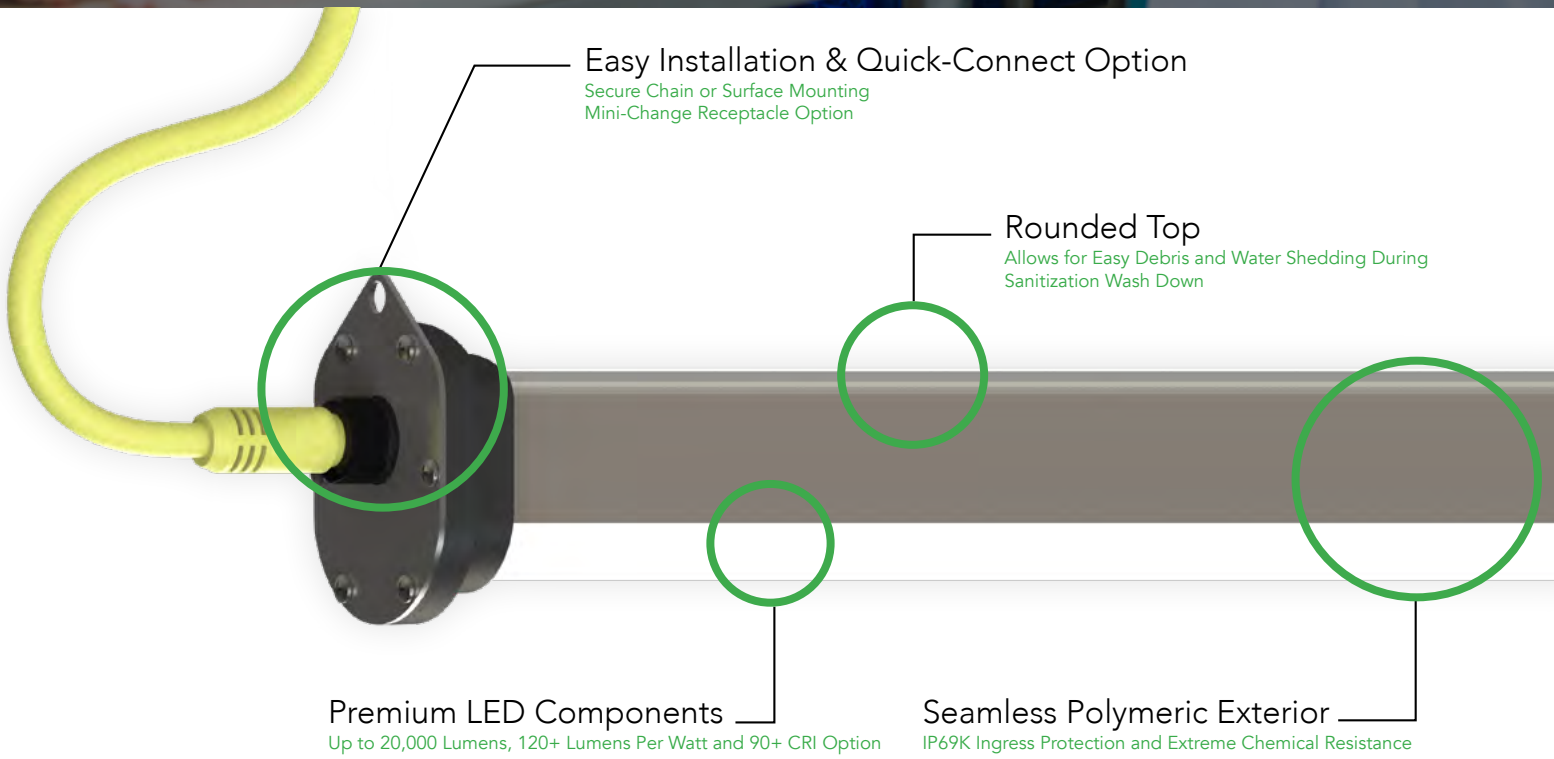
## Dimensions

Model	Fixture Diameter	Fixture Length		Mounted	
		Thru Wire	Single End	Width	Height
WPX2	1.0"	25.82"	24.27"	1.25"	1.75"
WPX4	1.0"	47.82"	46.27"	1.25"	1.75"
WPX6	1.0"	69.82"	68.27"	1.25"	1.75"
WPX8	1.0"	91.82"	90.27"	1.25"	1.75"

# FPX

FOOD PROCESSING LED

Linear Wash Down LED Luminaire for Task, Inspection & Area Lighting in Food Processing





# APPLICATIONS

USDA Inspection Stations

Work Stations

Processing Lines

Wash Down Areas


De-Boning Stations

Freezer Tunnels

Spiral Coolers

Slaughter

Agricultural





# INDUSTRIAL LIGHTING

T 800.285.6780 E sales@ggled.net

www.ggled.net



**IP69K**  
CERTIFIED

**IK10**  
IMPACT  
CERTIFIED



## Linear Wash Down LED Luminaire for Task Lighting in Food Processing

### Product Features

#### Compact High Output Design

Engineering around the latest in LED technology to achieve a low-profile 2" design. The end result is a strong, compact luminaire that is installation friendly and packs a punch at up to 20,000 lumens. Rounded top allows for water and debris to easily roll off during sanitization wash down process.

#### Superior Waterproof and Chemical Resistance

A seamless copolyester outer shell provides IP69K ingress protection (1500 PSI) along with extreme chemical resistance. Designed for heavy hosedown applications and/or daily sanitation.

#### Coextruded Copolyester/Aluminum Housing

Our patented process combines copolyester and aluminum together, with no seals or gaskets. The result is a single piece enclosure with excellent heatsinking characteristics for long lifetime.

Also Available in **Red** or **Blue** Color Options

### Ordering Information

### Performance Summary

- Delivered Light Output:** Up to 20,000 Lumens
- Illuminance:** 290 FC at 3' (Standard Output, 90 CRI)
- Efficacy:** 130+ LPW
- CRI:** 85+ CRI (Standard) 90+ CRI Available
- CCT:** 5000K & 4000K
- LED L70:** 140,000 Hours at 25°C
- Warranty:** 5 Years (See ggled.net for Terms)
- Mounting:** Cable/Chain Mount Included  
Surface Mount Optional
- Voltage:** 120-277 VAC Input
- Ambient Temperature (SO):** -20°C\* to 60°C
- Ambient Temperature (HO):** -20°C\* to 50°C

\*Emergency battery back-up temperature rating down to 0°C

Product	Length	Lumen Output	Color Temp.	CRI	Options
<b>FPX</b>					
	<b>2</b> 2-Foot	<b>SO</b> Standard Output 1875 Lumens/Foot	<b>50K</b> 5000 Kelvin	<b>Blank</b> (standard) 85+ CRI	<b>3W</b> 6' Hardwired SJEOW Cord, 3 Wire
	<b>4</b> 4-Foot	<b>HO</b> High Output 2500 Lumens/Foot	<b>40K</b> 4000 Kelvin	<b>90C</b> 90+ CRI	<b>3P</b> Mini-Change Receptacle, 3 Pole
	<b>8</b> 8-Foot				<b>3P-THRU</b> (Daisy Chain) Throughwired with Mini-Change Receptacle on Input & Output, 3 Pole
					<b>4P-EM</b> (Emergency)* Built-In Emergency Battery Back-Up Mini-Change Receptacle, 4 Pole
					<b>5P-DIM</b> (Dimming) 0-10V Dimming Mini-Change Receptacle, 5 Pole

### Cabling

Required for Mini-Change receptacle options (3P, 3P-THRU, 4P-EM & 5P-DIM)

Cabling	Description
FPX-LDR-6-3P	6' Leader Cable, 3 Pole, 16 AWG, Yellow
FPX-LDR-20-3P	20' Leader Cable, 3 Pole, 16 AWG, Yellow
FPX-LDR-6-4P	6' Leader Cable, 4 Pole (Emergency Option), 16 AWG, Yellow
FPX-LDR-6-5P	6' Leader Cable, 5 Pole (Dimming), 16 AWG, Yellow
FPX-JMP-1-3P	1' Jumper Cable, 3 Pole, 16 AWG, Yellow
FPX-JMP-3-3P	3' Jumper Cable, 3 Pole, 16 AWG, Yellow
FPX-JMP-6-3P	6' Jumper Cable, 3 Pole, 16 AWG, Yellow

### Mounting

Mounting	Description
	*All Fixtures Include Cable Mount Option (Actual Cable/Chain Not Included) Mounting Kits Must Be Ordered Separately
FPX-MNT-SM	Surface Mount Kit - Includes (2) Stainless Steel Band Mounts
FPX-MNT-WM	Wall Mount Kit - Includes (2) Stainless Steel 45-Degree Angle Band Mounts





OUR PRODUCTS ARE  
**ENGINEERED  
 TESTED  
 MANUFACTURED  
 ASSEMBLED  
 & SHIPPED**  
 FROM ONE FACILITY

# Linear Wash Down LED Luminaire for Task Lighting in Food Processing

## Product Specifications

### Construction & Materials

316 SS brackets and hardware.

Integrated heavy-duty aluminum heat spreader.

Seamless polymeric outer shell provides IP69K ingress protection and is specialized for superior chemical resistance.

All G&G luminaires and components (with the exception of our LED boards and drivers) are proudly manufactured and assembled in the USA.

### Regulatory Qualifications

NSF Certified

cULus Listed

UL Listed for Wet Locations

NEMA 4X, NEMA 6P Rated

### Lumen & Power Data

Length & Output	Lumens	Wattage	Amps @120V	Amps @277V
FPX2-SO	3,750	28	0.23	0.10
FPX2-HO	5,000	38	0.32	0.14
FPX4-SO	7,500	55	0.46	0.20
FPX4-HO	10,000	75	0.64	0.27
FPX8-SO	15,000	110	0.92	0.40
FPX8-HO	20,000	150	1.25	0.54

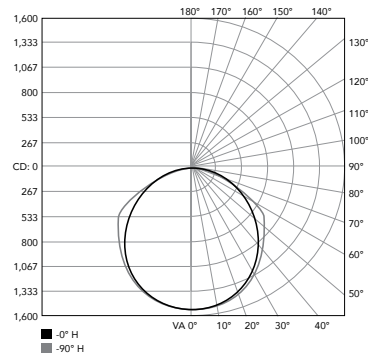
## Photometry

### FPX Series

Based on DTC Report Test #: 14404-T

Fixture photometry has been conducted by a NVLAP accredited testing laboratory in accordance with IESNA LM-79-08. IESNA LM-79-08 specifies the entire luminaire as the source resulting in a fixture efficiency of 100%.

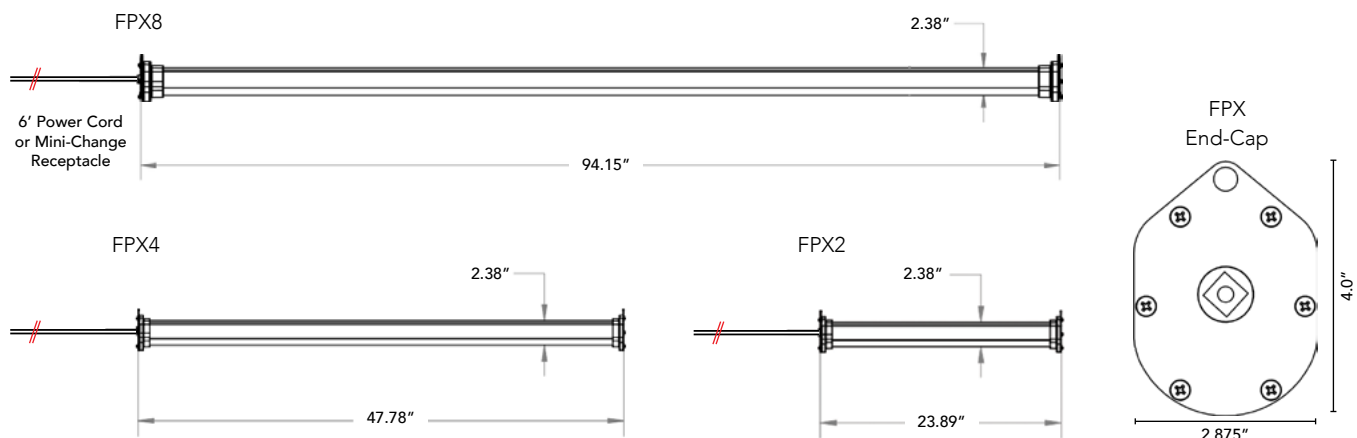
### Polar Candela Distribution



### Zonal Lumen Summary

Zone	Luminaire
0-30	24.8%
0-40	40.5%
0-60	71.1%
0-90	95.8%
0-180	100%

## Dimensions

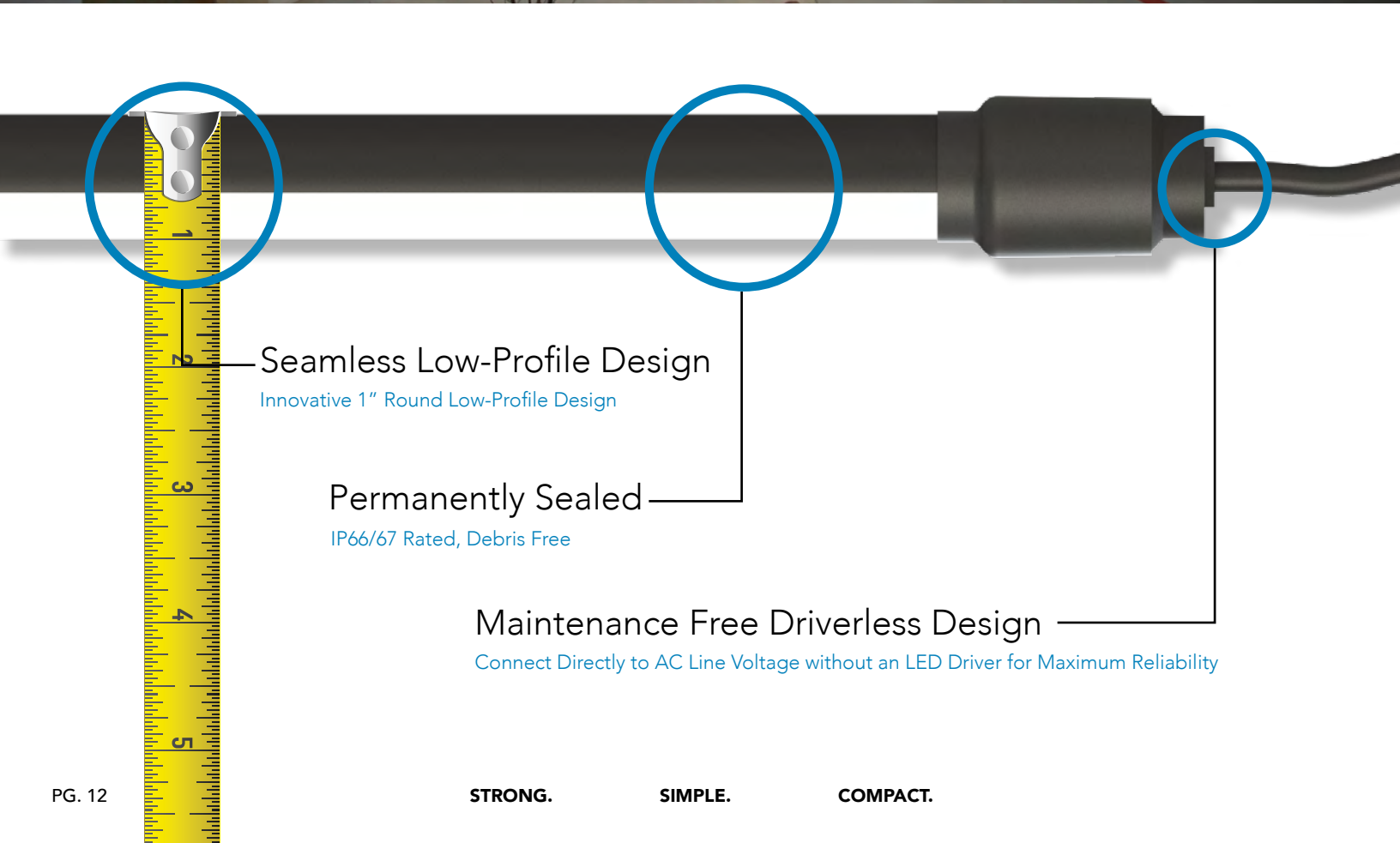




# VPX

VAPORSEALED LINEAR

IP66/67 Vaporsealed LED Linear



Seamless Low-Profile Design  
Innovative 1" Round Low-Profile Design

Permanently Sealed  
IP66/67 Rated, Debris Free

Maintenance Free Driverless Design  
Connect Directly to AC Line Voltage without an LED Driver for Maximum Reliability

# APPLICATIONS

Manufacturing

Industrial Facilities

Food Processing

Agriculture

Marine

Signage

Exterior Canopies

Parking Garages

Cold Storage





**DIRECT AC  
DRIVERLESS**

**IP66  
IP67  
CERTIFIED**



## Low-Profile Driverless Vaporsealed LED Linear Luminaire

### Product Features

#### Compact Low-Profile Design

1" round patented linear housing provides a remarkably slim low profile allowing installation in almost any application. The design is lightweight, incredibly easy to mount and creates a modern, sleek result.

#### Maintenance-Free Driverless Design

Connects directly to AC line voltage without an LED driver or electrolytic capacitors, for extreme reliability and lifetime. Requires zero maintenance.

#### Superior Waterproof Chemical & UV Resistance

Seamless polymeric outer shell provides maximum ingress protection and is specialized for superior chemical resistance. An additional protective coating is available which integrates a UV inhibitor and UV blocker for outdoor applications.

#### Coextruded Copolyester/Aluminum Housing

Our patented process combines copolyester and aluminum together, with no seals or gaskets. The result is a single piece enclosure with excellent heatsinking characteristics for long lifetime.

### Performance Summary

**Delivered Light Output:** 5,000 Lumens (VPX4) or 10,000 Lumens (VPX8)

**Efficacy:** 120 LPW

**CRI:** Typical 85 CRI

**CCT:** 4000K & 5000K

**Lifetime:** Designed to last 100,000 Hours at 25°C

**Warranty:** 5 Years (See ggled.net for Terms)

**Mounting:** Ceiling or Wall

**Dimensions:** Length Varies, Width 1.25" x Height 1.75" Mounted

**Protection Class:** IP65, IP66, IP67

**Voltage:** 120 VAC or 277 VAC Input

**Lens:** Copolyester, Diffused to Limit Glare & Evenly Spread Light Output

**Ambient Temperature:** -40°C to 60°C

**Surge Protection:** Built-in 6KV Surge Protection

### Ordering Information

Product	Length	Color Temp.	UV Protection	Voltage
<b>VPX</b>				
	<b>2</b> 2-Foot	<b>50K</b> (standard) 5000 Kelvin	<b>Blank</b> (standard) No Coating, Rated for Indoor Use	<b>120V</b> 120 VAC Input
	<b>4</b> 4-Foot	<b>40K</b> 4000 Kelvin	<b>UVO</b> Outdoor-Rated with UV-Blocking Coating	<b>277V</b> 277 VAC Input
	<b>8</b> 8-Foot			

### Mounting

Mounting Hardware	Description
VPX-MNT-NM	Non-Metalic Quick Latch
VPX-MNT-SS	Stainless Steel Bolt Latch



OUR PRODUCTS ARE  
**ENGINEERED  
 TESTED  
 MANUFACTURED  
 ASSEMBLED  
 & SHIPPED**  
 FROM ONE FACILITY

# Low-Profile Driverless Vaporsealed LED Linear Luminaire

## Product Specifications

### Construction & Materials

Built-in 6' SJEOW Power Cord

Integrated aluminum heat spreader.

Seamless polymeric outer shell provides IP68 ingress protection and is specialized for superior chemical resistance. An additional protective coating is available which integrates a UV inhibitor and UV blocker for outdoor applications.

All G&G luminaires and components (with the exception of our LED boards and drivers) are proudly manufactured and assembled in the USA.

### Regulatory Qualifications

cULus Listed

UL Listed for Wet Locations

NSF Rated

NEMA 4X Rated

### Lumen & Power Data

Length & Output	Lumens	Wattage	Amps @120V	Amps @277V
VPX2	2,500	21	0.17	0.75
VPX4	5,000	42	0.35	0.15
VPX8	10,000	84	0.70	0.30

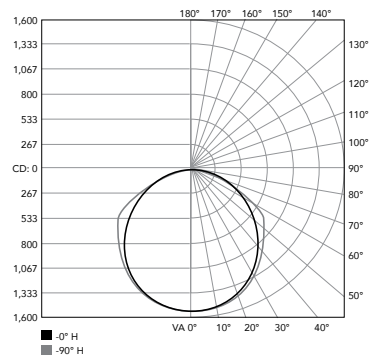
## Photometry

### VPX Series

Based on DTC Report Test #: 14404-T

Fixture photometry has been conducted by a NVLAP accredited testing laboratory in accordance with IESNA LM-79-08. IESNA LM-79-08 specifies the entire luminaire as the source resulting in a fixture efficiency of 100%.

### Polar Candela Distribution



### Zonal Lumen Summary

Zone	Luminaire
0-30	26.2%
0-40	43.2%
0-60	77.4%
0-90	98.5%
0-180	100%

## Dimensions

VPX8




VPX4



# GPX

DRIVERLESS LINEAR



**Low-Profile Design**  
Innovative 1" Round Low-Profile Design

**Quick-Connect Cabling**  
Secure IP67 Connections for a Simple, Quick and Clean Installation

**Maintenance Free Driverless Design**  
Connect Directly to AC Line Voltage without an LED Driver for Maximum Reliability



# APPLICATIONS

Awning

Facade

Canopy

Pedestrian Walkways



Sign Lighting

Coolers

Car Wash & Detail

Garage Lighting

Barn Lighting






# INDUSTRIAL LIGHTING

T 800.285.6780 E sales@ggled.net

www.ggled.net



**DIRECT AC  
DRIVERLESS**



## Low-Profile, Driverless Linkable IP67 LED Linear Luminaire

### Product Features

#### Maintenance-Free Driverless Design

Connects directly to AC line voltage without an LED driver or electrolytic capacitors, for extreme reliability and lifetime. Requires zero maintenance.

#### Easy to Install Quick-Connect Cabling

Convenient push-and-click connectors and cabling make GPX Series fixtures easy to install and daisy chain.

#### Coextruded Copolyester/Aluminum Housing

Our patented process combines copolyester and aluminum together, with no seals or gaskets. The result is a single piece enclosure with excellent heatsinking characteristics for long lifetime.

#### Superior Chemical & UV Resistance

Seamless polymeric outer shell provides IP67 ingress protection and is specialized for superior chemical resistance. An additional protective coating is available which integrates a UV inhibitor and UV blocker for outdoor applications.

### Performance Summary

**Delivered Light Output:** Up to 8,000 Lumens

**Efficacy:** 130 LPW

**CRI:** Typical 85 CRI

**CCT:** 5000K & 4000K

**Lifetime:** Designed to last 100,000 Hours at 25°C

**Warranty:** 5 Years (See ggled.net for Terms)

**Mounting:** Ceiling or Wall

**Protection Class:** IP67

**Dimming:** Yes, TRIAC Dimmable

**Voltage:** 120 VAC or 277 VAC Input

**Maximum Run Length:** Refer to the Table on Page 2

**Ambient Temperature:** -40°C to 55°C

### Ordering Information

Product	Length	Lumen Output	Color Temp.	Lens Diffusion	UV Protection	Through Wired	Voltage
<b>GPX</b>							
	<b>2</b> 2-Foot	<b>SO/Blank</b> Standard Output 600 Lumens/Ft	<b>50K</b> (standard) 5000 Kelvin	<b>Blank</b> (standard) Chemical Resistant Clear Lens	<b>Blank</b> (standard) No Coating, Rated for Indoor Use	<b>Blank</b> (standard) Connectors on Input & Output for ability to Daisy Chain fixtures	<b>120V</b> 120 VAC Input
	<b>4</b> 4-Foot	<b>HO*</b> High Output 1000 Lumens/Ft	<b>40K*</b> 4000 Kelvin <i>*N/A in 2' HO</i>	<b>GC</b> (glare control) Chemical Resistant Lens with Added Diffusion Sheet	<b>UVO</b> Outdoor-Rated with UV-Blocking Coating	<b>SE</b> (Single-Ended) Connector on Input Only, No Daisy Chain, for Standalone Install	<b>277V</b> 277 VAC Input
	<b>6</b> 6-Foot						
	<b>8</b> 8-Foot						

### Power & Connection Accessories

Cable	Type	Length	Wire	Mounting Hardware	Description
*No Jumper Cable Required on End-to-End Connection					
GPX-JMP-1	Jumper	1ft	18 AWG SJTW	GPX-MNT-NM	Non-Metalic Quick Latch
GPX-JMP-2	Jumper	2ft	18 AWG SJTW	GPX-MNT-SS	Stainless Steel Bolt Latch
GPX-JMP-4	Jumper	4ft	18 AWG SJTW		
GPX-JMP-8	Jumper	8ft	18 AWG SJTW		
GPX-LDR-10	Leader Cable	10ft	18 AWG SJTW		
GPX-LDR-25	Leader Cable	25ft	18 AWG SJTW		

\*For serviceability and expansion/contraction considerations G&G limits the number of luminaires connected end-to-end (without a jumper cable) to a maximum of 4.



OUR PRODUCTS ARE  
**ENGINEERED  
 TESTED  
 MANUFACTURED  
 ASSEMBLED  
 & SHIPPED**  
 FROM ONE FACILITY

# Low-Profile, Driverless Linkable IP67 LED Linear Luminaire

## Product Specifications

### Construction & Materials

Convenient push-and-click connectors let you easily and rapidly install Leader Cables and Jumper Cables. Multiple cable lengths support a variety of layouts.

Integrated aluminum heat spreader.

Seamless polymeric outer shell provides IP67 ingress protection and is specialized for superior chemical resistance. An additional protective coating is available which integrates a UV inhibitor and UV blocker for outdoor applications.

All G&G luminaires and components (with the exception of our LED boards and drivers) are proudly manufactured and assembled in the USA.

### Electrical System

Power Factor: 0.9 nominal.

Input Power: Stays consistent over life.

Temperature Rating: Designed to operate in temperatures -40°C to 55°C.

Total Harmonic Distortion: < 20%

### Regulatory Qualifications

cULus Listed

UL Listed for Wet Locations

DLC Listed

NEMA 4X Rated



## Lumen & Power Data

Length & Output	Lumens	Wattage	Amps @120V	Amps @277V
GPX2-SO	1200	9	0.075	0.032
GPX4-SO	2400	18	0.150	0.065
GPX6-SO	3600	27	0.225	0.097
GPX8-SO	4800	36	0.300	0.130
GPX2-HO	2000	16	0.130	0.060
GPX4-HO	4000	31 (36 @ 277V)	0.258	0.112
GPX8-HO	8000	62 (72 @ 277V)	0.517	0.224

## Maximum Fixture Run

Maximum Fixture Run (Per 1 Leader Cable): 120VAC						
	GPX2-SO (9W)	GPX4-SO (18W)	GPX4-HO (31W)	GPX6-SO (27W)	GPX8-SO (36W)	GPX8-HO (62W)
JMP1 (1FT)	66 (198')	37 (185')	23 (115')	26 (182')	20 (180')	12 (108')
JMP2 (2FT)	59 (236')	34 (204')	21 (126')	24 (192')	19 (190')	12 (120')
JMP4 (4FT)	50 (300')	31 (248')	19 (152')	22 (220')	17 (204')	10 (120')
JMP8 (8FT)	40 (400')	26 (312')	16 (192')	19 (266')	15 (240')	9 (144')

Maximum Fixture Run (Per 1 Leader Cable): 277VAC						
	GPX2-SO (9W)	GPX4-SO (18W)	GPX4-HO (36W)	GPX6-SO (27W)	GPX8-SO (36W)	GPX8-HO (72W)
JMP1 (1FT)	157 (471')	89 (445')	58 (290')	63 (441')	48 (432')	30 (270')
JMP2 (2FT)	141 (564')	83 (498')	55 (330')	59 (472')	46 (460')	30 (300')
JMP4 (4FT)	119 (714')	73 (584')	48 (384')	54 (540')	42 (504')	27 (324')
JMP8 (8FT)	95 (950')	61 (732')	40 (480')	46 (644')	37 (592')	24 (384')

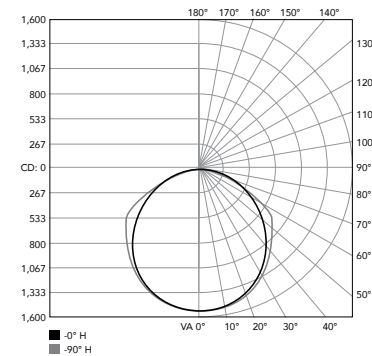
## Photometry

### GPX Series

Based on DTC Report Test #: 14404-T

Fixture photometry has been conducted by a NVLAP accredited testing laboratory in accordance with IESNA LM-79-08. IESNA LM-79-08 specifies the entire luminaire as the source resulting in a fixture efficiency of 100%.

### Polar Candela Distribution



### Zonal Lumen Summary

Zone	Luminaire
0-30	26.2%
0-40	43.2%
0-60	77.4%
0-90	98.5%
0-180	100%

## Dimensions

Model	Fixture Diameter	Fixture Length		Mounted	
		Thru Wire	Single End	Width	Height
GPX2	1.0"	25.15"	24.00"	1.25"	1.75"
GPX4	1.0"	47.15"	46.00"	1.25"	1.75"
GPX6	1.0"	69.15"	68.00"	1.25"	1.75"
GPX8	1.0"	91.15"	90.00"	1.25"	1.75"

# HLX

HAZARDOUS LOCATION LINEAR



**CLASS-1  
DIV-2  
RATED**



**CLASS-2  
DIV-2  
RATED**



**Low Profile, Seamless Polymeric Exterior**


Slim 1" Round Low-Profile Housing with IP68/IP69K Ingress Protection and Extreme Chemical Resistance

**Quick-Connect**

Secure Low-Voltage Connections for a Simple, Quick Installation

**Heavy Duty Cabling**

Low Smoke Zero Halogen Heavy Duty Cabling




# APPLICATIONS

Certified for Hazardous Locations  
Class 1, Division 2 Groups A, B, C, D, and Class 2, Division 2 Groups E, F, & G

Petroleum  
Loading Facilities

Refineries  
Mills & Silos

Chemical & Petrochemical  
Waste Treatment & Disposal





**CLASS-1**  
**DIV-2**  
RATED

**CLASS-2**  
**DIV-2**  
RATED

**IP68**  
**IP69K**  
CERTIFIED



## Low-Profile Linkable IP68/69K LED Linear Luminaire for Hazardous Locations

### Product Features

**Class 1, Division 2 Rated & Class 2, Division 2**  
Certified for Hazardous Locations Class 1, Division 2 Groups A, B, C, & D and Class 2, Division 2 Groups E, F & G

### Heavy Duty Quick-Connect Cabling

Convenient push-and-click connectors and cabling make HLX Series fixtures easy to install and daisy chain.

### Low-Profile Design

1" round patented, innovative linear housing produces a remarkably slim profile allowing the HLX series to go where other fixtures simply cannot.

### Superior Ingress Protection & Chemical Resistance

Seamless polymeric outer shell provides IP68/IP69K ingress protection and is specialized for superior chemical resistance.

### Performance Summary

**Delivered Light Output:** Up to 12,000 Lumens

**Efficacy:** Up to 160 LPW

**CRI:** Typical 85 CRI

**CCT:** 5000K & 4000K

**Lifetime:** Designed to last 100,000 Hours at 25°C

**Warranty:** 5 Years (see ggled.net for terms)

**Mounting:** Ceiling or Wall

**Run Length:** Up to 72' of luminaires (not including jumpers)

**Ambient Temperature:** -40°C to 55°C

## Ordering Information

Product	Length	Lumen Output	Color Temp.	Through Wired
<b>HLX</b>				
<b>2</b> 2-Foot		<b>SO</b> Standard Output 1000 Lumens/Ft	<b>50K</b> 5000 Kelvin	<b>Blank</b> (standard) Connectors on Input & Output for ability to Daisy Chain fixtures
<b>4</b> 4-Foot		<b>HO</b> High Output 1500 Lumens/Ft	<b>40K</b> 4000 Kelvin	<b>SE</b> (Single-Ended) Connector on Input Only, No Daisy Chain, for Standalone Install
<b>6</b> 6-Foot				
<b>8</b> 8-Foot				

## Power & Connection Accessories

Cable	Type	Length	Wire	Power Supply	Max Output	Enclosure	Voltage
HLX-JMP-1	Jumper	1ft / End-to-End	14 ga SOOW	HLX-PSU-80	80W	IP67	120-277 VAC
HLX-JMP-4	Jumper	4ft	14 ga SOOW	HLX-PSU-120	120W	IP67	120-277 VAC
HLX-JMP-8	Jumper	8ft	14 ga SOOW	HLX-PSU-240	240W	IP67	120-277 VAC
HLX-LDR-8	Leader Cable	8ft	14 ga SOOW	HLX-PSU-320	320W	IP67	120-277 VAC
				HLX-PSU-480	480W	IP67	120-277 VAC
				HLX-PSU-600	600W	IP67	120-277 VAC

Mounting Hardware	Description
HLX-MNT-NM	Non-Metallic Quick Latch
HLX-MNT-SS	Stainless Steel Bolt Latch



OUR PRODUCTS ARE  
**ENGINEERED  
 TESTED  
 MANUFACTURED  
 ASSEMBLED  
 & SHIPPED**  
 FROM ONE FACILITY

## Low-Profile Linkable IP68/69K LED Linear Luminaire for Hazardous Locations

### Product Specifications

#### Construction & Materials

Convenient push-and-click connectors let you easily and rapidly install Leader Cables and Jumper Cables. Multiple cable lengths support a variety of layouts.

Embedded aluminum heatsink provides ample cooling for a long lifetime and allows the fixture to operate in cold and hot weather environments.

Seamless copolyester outer shell provides IP68/IP69K ingress protection and is specialized for superior chemical resistance.

All G&G luminaires and components (with the exception of our LED boards and drivers) are proudly manufactured and assembled in the USA.

#### Electrical System

Power Factor: 0.9 nominal

Input Power: Stays consistent over life

Temperature Rating: Designed to operate in temperatures -40°C to 55°C

Total Harmonic Distortion: < 20%

#### Regulatory Qualifications

Class 1, Division 2 Groups A, B, C, D, and Class 2, Division 2 Groups E, F, & G ETL Listed

IP68/IP69K system

NEMA 4X, NEMA 6P Rated



**CLASS-1  
 DIV-2  
 RATED**

**CLASS-2  
 DIV-2  
 RATED**

**IP68  
 IP69K  
 CERTIFIED**

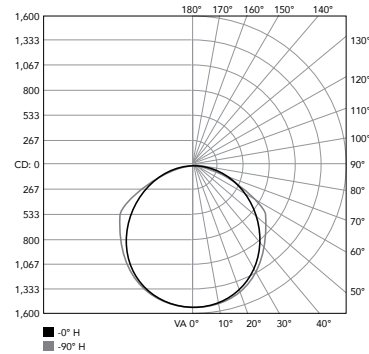
### Photometry

#### HLX Series

Based on DTC Report Test #: 14404-T

Fixture photometry has been conducted by a NVLAP accredited testing laboratory in accordance with IESNA LM-79-08. IESNA LM-79-08 specifies the entire luminaire as the source resulting in a fixture efficiency of 100%.

#### Polar Candela Distribution



#### Zonal Lumen Summary

Zone	Luminaire
0-30	26.2%
0-40	43.2%
0-60	77.4%
0-90	98.5%
0-180	100%

### Lumen & Power Data

Length & Output	5000K		4000K		Fixture Watts	Fixtures Supported per Power Supply					
	Lumens	Lumens Per Watt	Lumens	Lumens Per Watt		PSU-80	PSU-120	PSU-240	PSU-320	PSU-480	PSU-600
HLX8 - SO	8,000 L	160 LPW	7,600 L	150 LPW	50 W	1	2	4	5	8	10
HLX6 - SO	6,000 L	160 LPW	5,700 L	150 LPW	37 W	2	3	6	7	9	10
HLX4 - SO	4,000 L	160 LPW	3,800 L	150 LPW	25 W	3	4	8	10	13	15
HLX2 - SO	2,000 L	160 LPW	1,900 L	150 LPW	12 W	6	8	14	20	22	22
HLX8 - HO	12,000 L	150 LPW	11,400 L	140 LPW	80 W	0	1	2	3	5	6
HLX6 - HO	9,000 L	150 LPW	8,550 L	140 LPW	60 W	1	1	3	4	7	8
HLX4 - HO	6,000 L	150 LPW	5,700 L	140 LPW	40 W	1	2	5	7	9	9
HLX2 - HO	3,000 L	150 LPW	2,850 L	140 LPW	20 W	3	4	9	13	16	16

### Dimensions

Model	Fixture Diameter	Fixture Length		Mounted	
		Thru Wire	Single End	Width	Height
HLX2	1.0"	25.82"	24.27"	1.25"	1.75"
HLX4	1.0"	47.82"	46.27"	1.25"	1.75"
HLX6	1.0"	69.82"	68.27"	1.25"	1.75"
HLX8	1.0"	91.82"	90.27"	1.25"	1.75"



# TRX

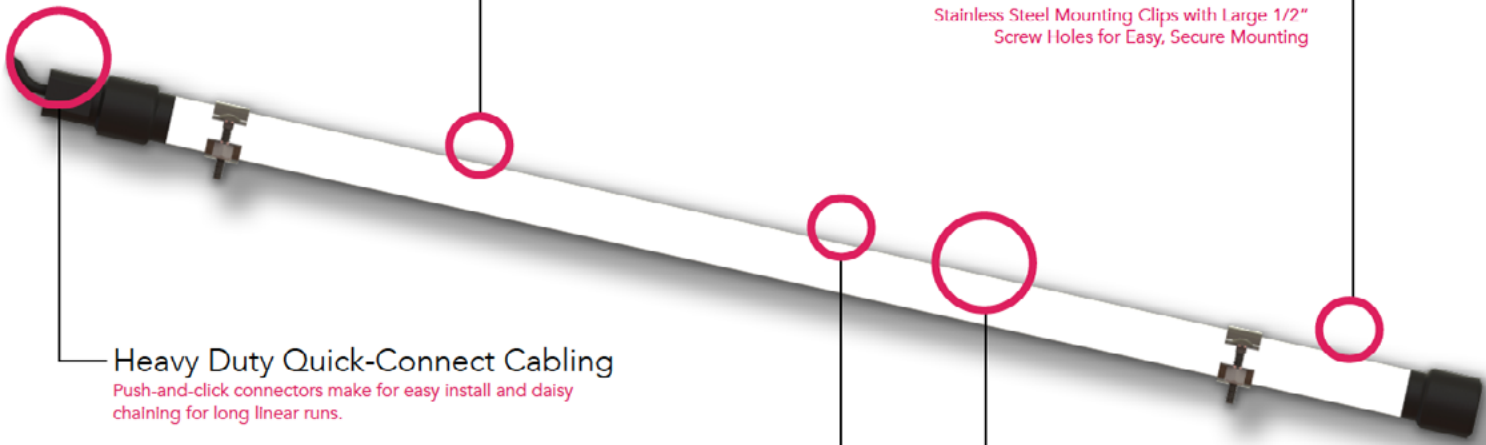
INDUSTRIAL DRIVERLESS LINEAR

## Strong, Lightweight & Low-Profile

1" Low-Profile, Corrosion-Resistant, IK07 Impact Certified Housing

## Fast & Secure Installation

Stainless Steel Mounting Clips with Large 1/2" Screw Holes for Easy, Secure Mounting



## Heavy Duty Quick-Connect Cabling

Push-and-click connectors make for easy install and daisy chaining for long linear runs.

## Sealed IP68 Housing

Waterproof Housing Developed Specifically for Harsh Environments

## Maintenance Free Driverless Design

Connects Directly to AC Line Voltage Without an LED Driver For Maximum Reliability



# APPLICATIONS

Service Pits

Transit Tracks

Fleet Maintenance

Work / Access Tunnels


Conveyors

Mining

Waste Water Treatment

Equipment Rooms

Sugar Mills





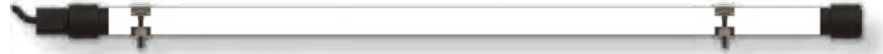
# INDUSTRIAL LIGHTING

T 800.285.6780 E sales@ggled.net

www.ggled.net



## DIRECT AC DRIVERLESS



## INDUSTRIAL DRIVERSS LED LINEAR LUMINAIRE

### Product Features

#### Waterproof, Dust Tight and Corrosion Resistant

Seamless polymeric outer shell provides IP68 ingress protection against moisture and dust intrusion and is specialized for superior chemical resistance. An additional protective coating is available which integrates a UV inhibitor and UV blocker for outdoor applications.

#### Maintenance Free Direct AC Driverless Design

Connects directly to AC line voltage without an LED driver or electrolytic capacitors, for ease of use and extreme reliability and lifetime. Requires zero maintenance.

#### Compact Low-Profile Housing

1" round patented linear housing provides a remarkably slim low profile allowing installation in almost any application. The single piece enclosure design is lightweight, incredibly easy to mount and creates a modern, sleek result with no seals or gaskets..

#### Heavy Duty Quick-Connect Cabling

Heavy duty cabling and push-and-click connectors make TRX series fixtures easily to install and daisy chain for long linear runs.

### Performance Summary

**Delivered Light Output:** Up to 4,000 Lumens - 1,000 Lumens/Ft

**Efficacy:** 125 LPW

**CRI:** Typical 85 CRI

**CCT:** 5000K & 4000K

**Lifetime:** Designed to last 100,000 Hours at 25°C

**Warranty:** 5 Years (See ggled.net for Terms)

**Mounting:** Ceiling or Wall

**Protection Class:** IP68 Ingress & IK07 Impact

**Dimming:** Yes, TRIAC Dimmable

**Voltage:** 120 VAC or 277 VAC Input

**Ambient Rating:** -40°C to 55°C

### Ordering Information

Product	Length	Color Temp.	UV Protection	Through Wired	Backplate	Voltage
<b>TRX</b>						
	<b>2</b> 2-Foot	<b>50K</b> (standard) 5000 Kelvin	<b>Blank</b> (standard) No Coating, Rated for Indoor Use	<b>Blank</b> (standard) Connectors on Input & Output for ability to Daisy Chain fixtures	<b>Blank</b> (standard) No Backplate	<b>120V</b> 120 VAC Input
	<b>4</b> 4-Foot	<b>40K</b> 4000 Kelvin	<b>UVO</b> Outdoor-Rated with UV-Blocking Coating	<b>SE</b> (Single-Ended) Connector on Input Only, No Daisy Chain, for Standalone Install	<b>BKP</b> (Backplate) Easy Mount and Protective Backplate	<b>277V</b> 277 VAC Input

### Power & Connection Accessories

Cable	Type	Length	Wire	Mounting Hardware	Description
TRX-JMP-1	Jumper	1ft	14 ga SOOW	TRX-MNT-NM	Non-Metalic Quick Latch
TRX-JMP-4	Jumper	4ft	14 ga SOOW	TRX-MNT-SS	Stainless Steel Bolt Latch
TRX-JMP-8	Jumper	8ft	14 ga SOOW	TRX-MNT-MAG	Disc Magnet Add-On
TRX-LDR-8	Leader Cable	8ft	14 ga SOOW		

- \* TRX-JMP-X-LSZH Jumper To Order 14 ga LSZH
- \* TRX-LDR-X-LSZH Leader Cable To Order 14 ga LSZH

\* LSZH NFPA 130 Compliant cabling available (contact agent).



OUR PRODUCTS ARE  
**ENGINEERED  
 TESTED  
 MANUFACTURED  
 ASSEMBLED  
 & SHIPPED**  
 FROM ONE FACILITY

# INDUSTRIAL DRIVERS LED LINEAR LUMINAIRE

## Product Specifications

### Construction & Materials

Convenient push-and-click connectors let you easily and rapidly install Leader Cables and Jumper Cables. Multiple cable lengths support a variety of layouts.

Integrated aluminum heat spreader.

Seamless polymeric outer shell provides IP68 ingress protection and is specialized for superior chemical resistance.

All G&G luminaires and components (with the exception of our LED boards and drivers) are proudly manufactured and assembled in the USA.

### Electrical System

Power Factor: 0.9 nominal.

Input Power: Stays consistent over life.

Temperature Rating: Designed to operate in temperatures -40°C to 55°C.

Total Harmonic Distortion: < 20%

Built-In 6KV Surge Protection

### Regulatory Qualifications

cULus Listed

UL Listed for Wet Locations

NEMA 4X, NEMA 6P Rated



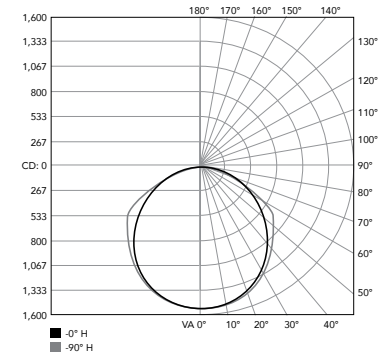
## Photometry

### TRX Series

Based on DTC Report Test #: 14404-T

Fixture photometry has been conducted by a NVLAP accredited testing laboratory in accordance with IESNA LM-79-08. IESNA LM-79-08 specifies the entire luminaire as the source resulting in a fixture efficiency of 100%.

### Polar Candela Distribution



### Zonal Lumen Summary

Zone	Luminaire
0-30	26.2%
0-40	43.2%
0-60	77.4%
0-90	98.5%
0-180	100%

## Lumen & Power Data

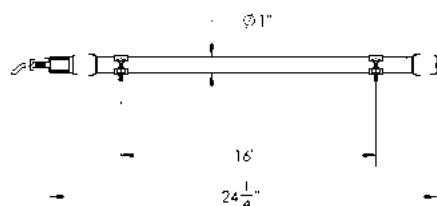
Length & Output	Lumens	Wattage	Amps @120V	Amps @277V
TRX2	2000	16	0.13	0.06
TRX4	4000	32	0.27	0.12

## Maximum Fixture Run (Per 1 Leader Cable)

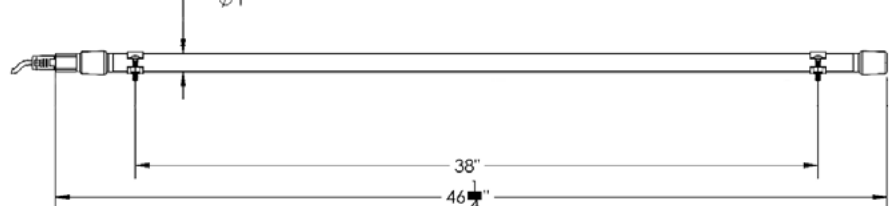
Jumper Cable Length	TRX2 (120V)	TRX2 (277V)	TRX4 (120V)	TRX4 (277V)
JMP1 (1FT)	60 (179')	110 (339')	34 (169')	65 (324')
JMP4 (4FT)	45 (266')	90 (536')	31 (244')	58 (460')
JMP8 (8FT)	40 (392')	80 (792')	28 (328')	52 (616')

## Dimensions

TRX2



TRX4





# BRING LIGHT ANYWHERE



## **STRONG.**

Engineered and Tested to the Extremes



## **SIMPLE.**

Easy Installation and Maintenance



## **COMPACT.**

Low-Profile LED Products

T 800.285.6780

[www.ggled.net](http://www.ggled.net)

E sales@ggled.net

Rev Date 21 0831