



## Low-Profile, Linkable IP68/69K, Outdoor Color LED Linear Luminaire

### Commission-Free Installation and Integration

Lightweight, one-inch housing allows installation in almost any application. Convenient push-and-click connectors and cabling make *EDGE* fixtures easy to daisy-chain and do not require third-party commissioning.

### Simple to Control

Choose between two convenient control methods: having the power of G&G's ColorWash built right in, or utilize your own DMX controller.

### Innovative Electronics Packaging

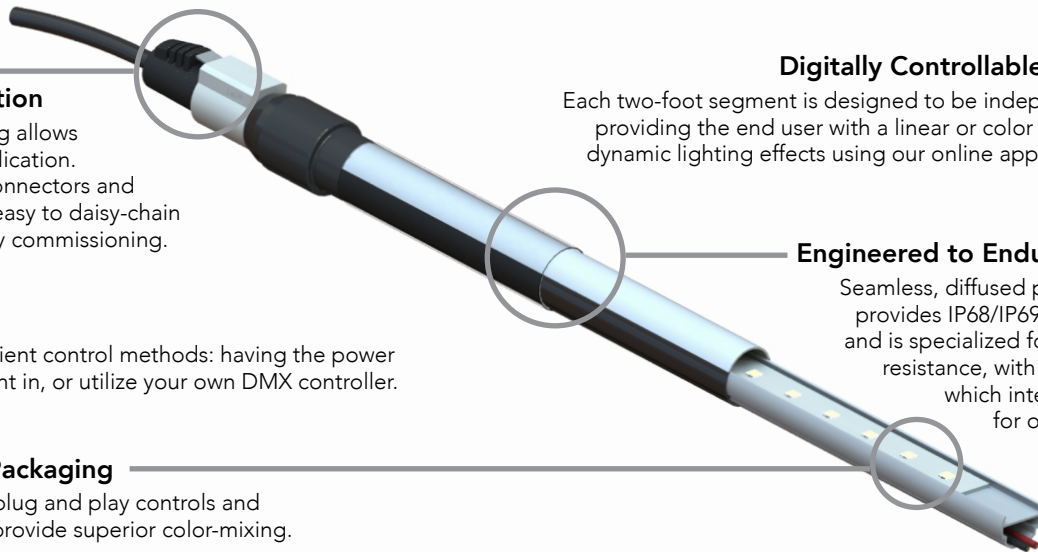
Onboard electronics enable plug and play controls and single-package RGB diodes provide superior color-mixing.

### Digitally Controllable RGB Segments

Each two-foot segment is designed to be independently controlled providing the end user with a linear or color changing show with dynamic lighting effects using our online app anytime, anywhere.

### Engineered to Endure the Elements

Seamless, diffused polymeric outer shell provides IP68/IP69K ingress protection and is specialized for superior corrosion resistance, with a protective coating which integrates a UV blocker for outdoor applications.



## PERFORMANCE SUMMARY

**Wattage:** Reference chart on page 2

**Maximum System Length:** 768' (Contact factory for greater lengths)

**Lumens:** Reference chart on page 2

**CCT:** RGB color mixing

**DMX Channels:** 4 per 2' length (Contact factory for greater lengths)

**Dimming:** 1% - 100%

**Lifetime:** 100,000 hours

**Warranty:** 5 Years

**Mounting:** Surface, strut or magnet

**Lens:** Diffused

**Optics:** 120°

**Protection Class:** IP68/IP69K

**Temperature Rating:** Operable in temperatures -40°C to 55°C

**Voltage:** 48VDC Input

**Power Factor:** 0.9 nominal

## FIXTURE SPECIFICATIONS

### Construction & Materials

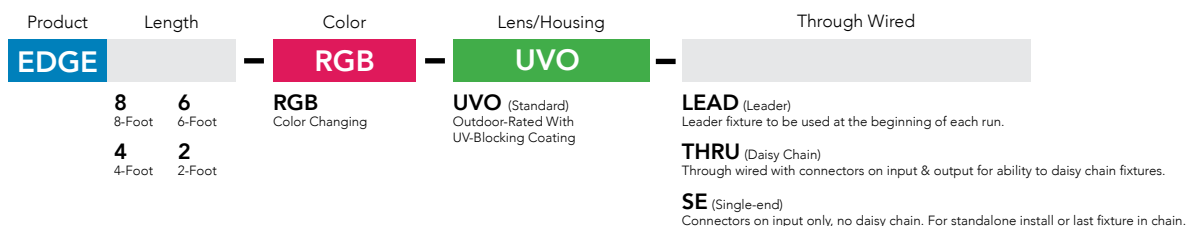
- Proudly engineered and manufactured in America:
  - Buy American Act (BAA) compliant
  - Build America, Buy America Act (BABAA) compliant
- Waterproof push-and-click connectors
- Patented coextruded copolyester and aluminum housing
  - Seamless polymeric outer shell
  - Integrated aluminum heat spreader
- Double insulated (cabling and fixture)
- Protective UV blocker coating

### Regulatory Qualifications

- cULus Listed
- UL Listed for Wet Locations
- IP68/IP69K Certified
- IK10 Impact Certified
- ANSI 136.32 3G Vibration Rated

REV: 0625

## ORDERING INFORMATION



## FIXTURE DIMENSIONS

EDGE Model	Length	Width	Height	Weight	Pixel Count
EDGE2	2'	1.25"	1.75"	0.7 lb	1
EDGE4	4'	1.25"	1.75"	1.2 lb	2
EDGE6	6'	1.25"	1.75"	1.7 lb	3
EDGE8	8'	1.25"	1.75"	2.2 lb	4

## LUMEN & POWER DATA

	2 Foot Fixture		4 Foot Fixture		6 Foot Fixture		8 Foot Fixture	
	Lumens	Watts	Lumens	Watts	Lumens	Watts	Lumens	Watts
Red	290	9.1	580.8	17.23	871	25.87	1161	33.95
Green	537	8.4	1051	16.7	1629	25.1	2154	33.9
Blue	137	8.4	268	17	420.9	25.3	563	33.9

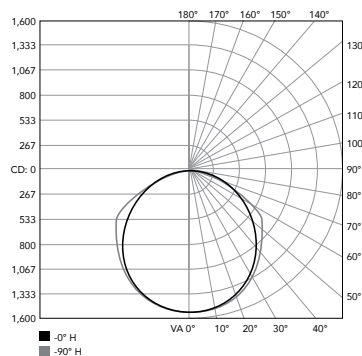
## PHOTOMETRY

### EDGE Series

Based on DTC Report Test #: 14404-T

Fixture photometry has been conducted by a NVLAP accredited testing laboratory in accordance with IESNA LM-79-08. IESNA LM-79-08 specifies the entire luminaire as the source resulting in a fixture efficiency of 100%.

### Polar Candela Distribution



### Zonal Lumen Summary

Zone	Luminaire
0-30	26.2%
0-40	43.2%
0-60	77.4%
0-90	98.5%
0-180	100%

## MOUNTING

G&G will provide the appropriate type (indoor vs. outdoor) and quantity of non-metallic quick latch clip depending on each fixture ordered (two clips per 2' and 4' fixtures, or three clips per 6' and 8' fixtures).

Part Number	Description
MNT-G1-NM-2015	(1) Non-Metallic Quick Latch Mounting Clip (Indoor)
MNT-G1-NM-2020	(1) Non-Metallic Quick Latch Mounting Clip (UVO Outdoor)
MNT-G1-SS	(1) Stainless Steel Bolt Latch Mounting Clip
MNT-G1-SS-KIT	Kit of (3) Stainless Steel Bolt Latch Mounting Clips
MNT-G1-MAG-NM-2015	(1) Non-Metallic Quick Latch Mounting Clip (Indoor) with Maximum Strength Disc Magnet
MNT-G1-MAG-NM-2020	(1) Non-Metallic Quick Latch Mounting Clip (UVO Outdoor) with Maximum Strength Disc Magnet
MNT-G1-MAG-SS	(1) Stainless Steel Bolt Latch Mounting Clip with Maximum Strength Disc Magnet

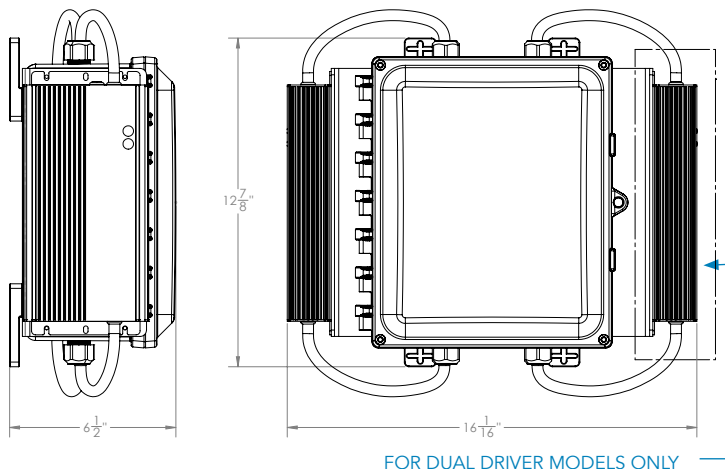
## CABLING

The EDGE system requires cabling, power supplies and controls and is designed on a project basis. Contact G&G for project support and bill of materials configuration.

Cable	Type	Wire	End-to-end Length	Fixture-to-fixture Length	Inside Cable Length
EDGE-JMP-1	Jumper	14 AWG SJOOOW	11.5"	9.5"	7"
EDGE-JMP-2	Jumper	14 AWG SJOOOW	32"	30"	27.5"
EDGE-JMP-4	Jumper	14 AWG SJOOOW	56"	54"	51.5"
EDGE-LDR-50	Leader Cable	16 AWG AWM w/Data	50'	-	-
EDGE-LDR-100	Leader Cable	16 AWG AWM w/Data	100'	-	-
EDGE-LDR-150*	Leader Cable	16 AWG AWM w/Data	150'	-	-

\*LDR-150 can only support a maximum of up to 5 fixtures with 4' jumpers

## EDGE Power/Data Translator (PDT)



Dimensions: 16" x 6.5" x 12.9"; Weight: Varies, see chart below.

### PERFORMANCE SUMMARY

**Run Lengths:** Daisy-chaining up to two 90' runs or four 45' runs

**DMX Expansion:** Two PDTs per DMX universe

**Lifetime:** 100,000 hours

**Warranty:** 3 Years

**Mounting:** Wall

**Protection Class:** NEMA 4

**Temperature Rating:** Operable in temperatures -40°C to 50°C

**Voltage:** Accepts 120V-277V as well as DMX data inputs, Outputs to 48V DC

### PDT SPECIFICATIONS

#### Construction & Materials

- Proudly American-made
- Non-corrosive polycarbonate NEMA rated enclosure approved for indoor and outdoor applications
- Wet listed LED power supplies are mounted to the exterior of the enclosure to allow for heat dissipation and extend product life

#### Regulatory Qualifications

- UL Listed for Wet Locations
- NEMA 4 Rated

Product Number*	Power	Driver	Pixel Count	Unit Weight (lbs)	Controls
PDT-320-CW	320W	Single	Up to 32	12	Internal
PDT-640-CW	640W	Dual	Up to 64	14.75	Internal
PDT-960-CW	960W	Dual	Up to 88	18	Internal
PDT-320-DMX	320W	Single	Up to 32	12	DMX
PDT-640-DMX	640W	Dual	Up to 64	14.75	DMX
PDT-960-DMX	960W	Dual	Up to 88	18	DMX

\*Note: CW = ColorWash controller included; DMX = User-supplied DMX controller